







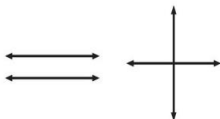
## Year 3 Autumn Term 2

<p><i>Reading</i></p> <p>You should be reading at home <b>every day</b> for <b>10-15 minutes</b>.</p>	<p><i>Times Tables</i></p> <p>Keep revising the 2, 3, 5 and 10 times table Continue to learn the 4 times tables and related division facts. <i>e.g. <math>7 \times 4 = 28</math> so <math>28 \div 4 = 7</math></i></p>
---	--

### Autumn Term Topic: Volcanoes

Below are homework ideas for you to complete during this first half term. These are just a few ideas and you are free to come up with your own homework activities too. Homework can be submitted via google classroom, the year group email or in your homework book. Some projects may take longer than others, so homework can be handed in **weekly** or **fortnightly** on **Wednesdays**.

You must complete a minimum of three tasks, with at least one from each section.

<h1>A</h1>	<h1>B</h1>	<h1>C</h1>
<p>Write an acrostic poem using the letters from the word <b>VOLCANO</b>.</p> 	<p>Draw a diagram of what you would need to take when escaping an erupting volcano and estimate the height/weight/capacity of these items.</p>	<p>Use some scrap materials to make a volcano collage.</p> 
<p>Write a diary entry from the point of view of someone experiencing a volcano eruption.</p> 	<p>Create word problems using your multiplication facts and add the fact families.</p> 	<p>Paint a picture of an erupting volcano or use pastels, crayons or felt pens.</p> 
<p>Create a poster to inform others on how to keep safe when near a volcano.</p> 	<p>Go on a line hunt in your house and find pairs of parallel and perpendicular lines</p> <div style="text-align: center;">  <p>Parallel                  Perpendicular</p> </div>	<p>Make your own model of a volcano using recyclable materials.</p> 